



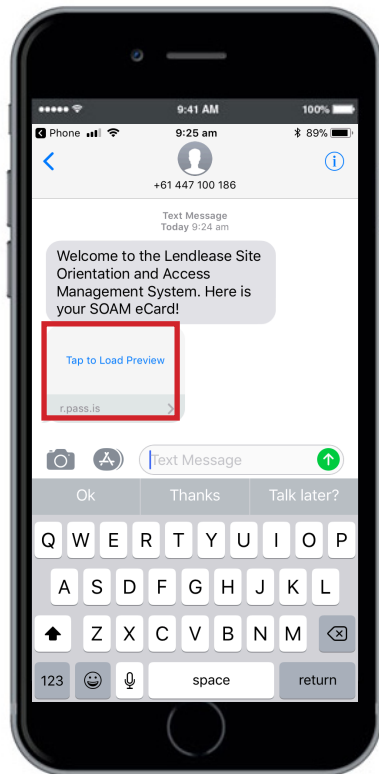
Lendlease

Site Access

eCard User Guide

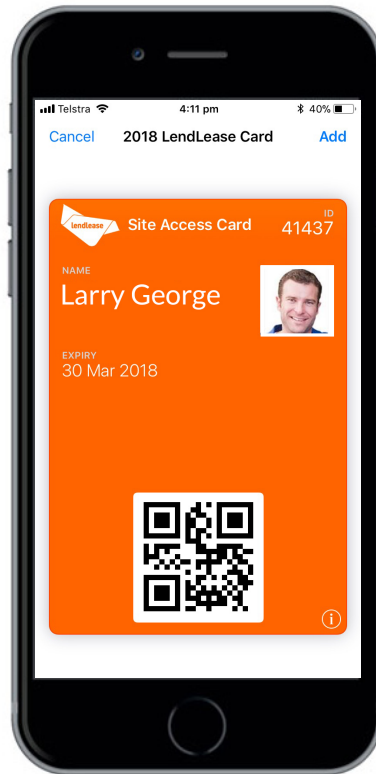
Lendlease Site Access

Please follow this step-by-step guide to add your eCard to your wallet. You will receive a text message with your eCard. You may be asked to produce it for scanning on site.



Step 1

Click on the second half of the text message to be taken to Safari to download.



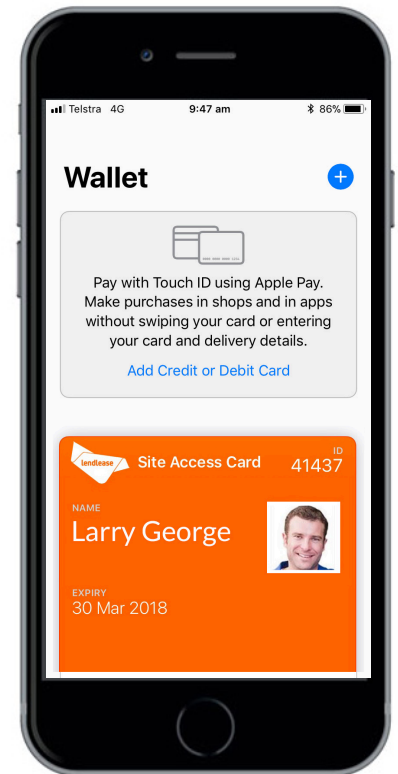
Step 2

Click add in the top right hand corner.



Step 3

Open your wallet on your phone.



Step 4

Your card will now be stored in your wallet ready for use.



For questions or assistance please call 1300 183 990
or email lendlease@pegasus.net.au